



Timber Ridge Newsletter

February 2023 Issue

The Barking Bulletin

NEXT MEETING

Monday, February 13, 2023 at the Stevens Point Public Library in the Prairie Room at 6:30 (downstairs).

As an added incentive:
Rose and Dana are bringing treats!

Upcoming Events

2023 Spring Obedience
Trial: (Feb. 4-5)

2023 Spring Scent Work
Trial: (April 22-23)

2023 Spring Agility Trial:
(April 28-30)

2023 May Agility Trial:
(May 5-7)

Consider Volunteering

Volunteers are always needed for all our events. It is a great way to meet people and learn how these events run.

Plus, what could be more enjoyable than a day spent with dog people?

As events are posted here in the newsletter, please consider helping the club. None of these activities can continue without your help!

OUR NEW OFFICERS AND BOARD MEMBERS!

President (1 year term): Dana Nelson

Vice-President (2 year term): Laurie Bandy

Secretary (1 year term): Lisa Huber

Treasurer (2 year term): Ann Hanson

Two Board Members (2 year term):
Sherry Salzman-Scott & Kathy Schuh

CONGRATULATIONS!

Membership renewal reminder for 2023



Dues for 2023 are owed February 1st, with a grace period of 28 days, after which a member is considered delinquent. Currently the requirement for membership is attendance at two meetings and payment of dues, which will be the requirement for reinstatement.

The response to last month's notice has been excellent. There are still some members who need to get their payment to me before February 28th. Please put this on your to-do list.

It is the sincere hope of your leadership that everyone will continue to be a member and support the club as you have in the past. Everyone is important and no contribution is too small.

Ann Hanson
Treasurer

OBEDIENCE & RALLY RUN-THRUS AT CAMP BANDY

Obedience Time: 1:00-3:00

Rally Time: 3:00-4:00

Set-up is at noon

(Check Facebook for new info)

Sunday, February 19th

Sunday, March 5th

Watch our Facebook page for more information,
including sign-up!

Run Thrus

by Dana Nelson

Run Thrus will be returning for 2023. The dates will be Sundays – January 8, February 19 and March 5. I am not sure if we will have any in April as it seems there are so many shows and trials that everyone's calendars really get busy at that time of the year.

The cost will be \$10/15 minutes. You need to sign up in advance to reserve your ring time. They begin at 1pm. Obedience will be from 1-3 and Rally from 3-4. To reserve your spot, email me with the ring you want (Novice, Open, Utility or Rally) and the time you want. I will do my best to get you the time you want, but please have a second or third choice ready when you contact me. My email is nelson.dana22@gmail.com.

We will need help with set-up (at noon) and then people to run others through. Please contact me if you are able to help!! I have been asked about the optional titling classes – Beginner Novice, etc. If you are wanting these you may have to set up the ring for these yourself. Our 'judges' are volunteers and they may not be familiar with the optional titling classes.

The run thrus are open to everyone, so invite your friends!! This is a great training opportunity not only in the ring, but also crating and practice for a trial of what YOUR routine will be. Plus it isn't a bad way to spend a Sunday afternoon, because let's be honest....the Packers aren't going to the Super Bowl this year.

Please direct any questions to me – nelson.dana22@gmail.com



**The Groundhog Said Six
More Weeks Of Winter...**

So I Ate Him.

HOW TO CREATE A SNUFFLE BALL

By Laurie Bandy

Snuffle Ball

- 1.5 yards of fleece (I used $\frac{3}{4}$ of two colors)
- Scissors
- Ruler
- Piece of cardboard cut in 8" circle
- [Zip ties](#) 8 inches long

1. Using the scissors, cut the fleece into 32 circles with an 8 inch diameter. Use a cardboard circle as a template to cut the fleece. The larger the circles are in diameter, the larger the ball will be. You can adjust the size of the circles based on how big you want your finished product to be.



2. Fold all the circles in half, and then in half again, so they form a cone shape.
3. Using the end of the scissors or an Xacto knife, cut a small hole about $\frac{3}{4}$ inch from the bottom of the cone shape. Be sure to cut through all 4 layers.



4. Slide 8 of your folded fleece circles on to the zip tie and tie it loosely, leaving some extra room. I alternated colors.



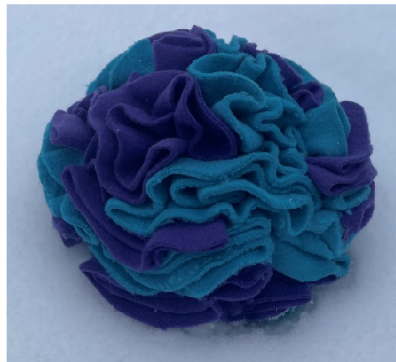
5. Add 8 more of the folded pieces onto your second zip tie. Again closing loosely.



6. On the last one put the zip tie through all groups so they are all linked together.
7. Once they're all together, tighten the zip ties.
8. Trim the extra ends of the zip ties short so not to poke their nose.




9. Fill the ball with your pups favorite treats or their kibble and let the fun begin!



That's my dog!

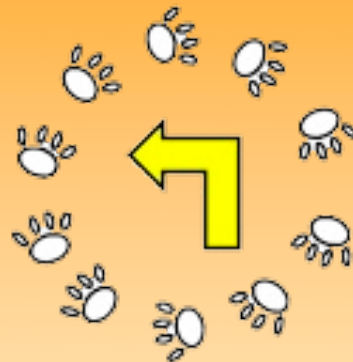
Wags & Brags

I said I would never get another dog as long as we have Zuzu.....welcome "**Never**" to our family. Since she's come so far and made so much progress, we decided we were ready when we heard about this guy. He looks like a younger version of our Yahtzee, almost an identical twin. He's a year old, and he's fit in perfectly and very easily with the whole pack. We adore him!



Submitted by
Amy Sjomeling
&
Dave Cattanach

**NEVER
SAY
NEVER
TO A
PUPPY!**



Jai Dee & Arcturus got their 2nd leg in Rally Novice at Oshkosh!

Submitted by Serena Menge

We had a great time at the Winnegamie Dog Club on January 15th with our English Cocker Spaniel, **Flicka**. She went Winners Bitch for 4 pts. and then went on to go Best of Breed over a Special! She's well on her way to her Championship and loves to show! Very proud of this little 11 month only pup!

Submitted by Joan Schmelling



At the Oshkosh Kennel Club's Obedience Trial in December **Chip** earned his **SECOND** leg towards his **OPEN** title! Nice score, nice run and nice comments from the judge....couldn't ask for more!



At the Winnegamie Dog Club All-Breed Show in January **Chip** took **SELECT** and **BOB-OH**. He then went on to take a **GROUP 2** in the **NOHS** Ring.

Thanks to everyone for always supporting **Chip** in his adventures!

Chip is owner handled and loved by Dana Nelson



Oh, Rats!

Lancashire Heeler "**Banksy**" - Broken Wing's Makin' a Statement FCAT6 RATM TKN, picked up 2 more Barn Hunt Masters legs to earn his Master title at the Oh, Rats! Thanksgiving test, making him the first Master-titled Lancashire Heeler. He also earned his FCAT5 in September, and his FCAT6 in December at the AKC Invitational, where he placed second to his half-brother.



In other news, Lancashire Heeler "**TooFly**" - Mongrel's One and All, a 7-month-old Swedish import girl, has (probably) joined the household.



Submitted by Jona Decker

Photos by Lynn Busse Images

Are you planning to take photos at the Timber Ridge All-Breed Obedience and Rally Trials on February 4 & 5? Or the set-up on the 3rd? If so, please take some of members having fun and competing. Send them to my mom, Sarah Krueger (sarahinpaca@charter.net), for inclusion in next month's newsletter!





AMERICAN
KENNEL CLUB

Puppy Fear Period Why Is My Puppy Suddenly Afraid?

Have a new puppy? There's a lot to get used to and prepare for, but one thing that often gets overlooked is puppy fear periods.

Puppies go through an important socialization period from approximately three weeks of age to 12–14 weeks. This is a critical time in puppy development and it's important for them to be safely and intentionally exposed to new textures underfoot, new sights, scents, and sounds, as well as meeting new people, dogs, and other animals. This critical period of early socialization starts with the breeder and then continues as puppies go to their new homes and families. Well-socialized puppies are generally playful and confident, so it can take people by surprise when these same puppies become spooked or fearful seemingly overnight—welcome to your puppy's first fear period!

What Are Puppy Fear Periods?

Fear periods are a normal part of puppy development, but they also can be overwhelming for dogs. During fear periods, puppies become more sensitive and aware of the world around them. They may be more concerned about new objects or experiences, and even things that they previously might have enjoyed can become worrisome. Your puppy will experience two fear periods, both of which are a normal evolutionary part of puppy development. No amount of socialization can prevent them, but the good thing is you can help your puppy to work through them and come out the other side more confident.

Fear Period #1: 8–11 Weeks

Puppies will generally experience their first fear period around 8–11 weeks. Coincidentally, this fear period happens right around the time they are coming home and adjusting to a new family, and starting to explore the world. Recognizing that puppies are very impressionable, you want to be thoughtful about what your puppy experiences during this critical time. It's essential to not overwhelm a new puppy and instead to create situations where they can explore meeting new people and having new experiences without being pressured or forced to interact.

Fear Period #2: 6–14 Months

This second period often takes new puppy owners by surprise. Small breed dogs tend to experience their second fear periods earlier than large breed and giant breed puppies. This second fear period can be especially disorienting for owners because your 6-14-month-old may look like an adult dog, so it can be hard to remember that your dog is still a puppy and emotionally developing. It can feel like everything you taught your puppy has fallen apart. The confident, engaged, and smart puppy you had just a day ago is now insecure and worried about a harmless object. Don't worry—this isn't forever!

Training Through Fear Periods

Dogs who experience stress or trauma at this age can experience larger, related behavioral problems or consequences later in life,

so it's important to be sensitive to training needs during this time. For example, my youngest dog went through a big second fear period when she was about 10 months old, which coincided with a minor knee injury that necessitated multiple visits to vets and vet specialists. As a result, we still work on helping her remember the vet office is a fun, safe place to go. Fear periods are often misunderstood as puppies being defiant or difficult, when they're actually just being uncertain or worried about things in the world around them.

Even confident and well-socialized puppies go through a phase of being concerned about something that might seem silly to us. Just because we know that the vacuum cleaner turning on, a plastic bag blowing in the wind, or a wobble board at training class isn't something dangerous, your puppy doesn't have the same understanding of the world. Fear periods are a developmentally normal part of growing up for dogs and something for us to be thoughtful and intentional about preparing for.

If your puppy suddenly develops a fear about someone or something, it can be tempting to try and force your dog to get closer and see that it isn't scary. But this approach is far more likely to backfire and create a bigger and possibly long-lasting fear. Instead of forcing your puppy to engage in things that scare them, give them the space to explore and choose to engage at their comfort level.

Try to turn the scary situation into a positive learning opportunity.

Step-by-step

Step 1: Allow your puppy to move away from whatever they are scared of.

Step 2: Praise and reward your puppy for looking to you for guidance, and for looking at the object that scared them.

Step 3: Allow your puppy to control how close they get to what scared them, and don't pressure or lure them to get closer. Praise and reward with treats or toys as well as for any positive curiosity or interaction including looking at the object, stepping towards it, sniffing, etc.

Step 4: Keep the training session short and fun. It's okay if your puppy doesn't overcome the fear and get completely comfortable with the object that frightened them. End on a positive note with lots of treating/praising.

Step 5: Try not to make a big deal about the thing your dog is afraid of, but incorporate it into future training sessions. Reward your puppy for looking at you, and any engagement with the thing they are scared of. If possible, engage your puppy with a toy. Let the puppy control the pace and stay at a distance they are comfortable with.



AMERICAN
KENNEL CLUB®

TIMBER RIDGE OBEDIENCE CLUB OF CENTRAL WISCONSIN, INC.

Meeting Minutes

January 9, 2023

Stevens Point Public Library Prairie Room

Meeting called to order at: 6:30pm by President Laurie Bandy

Minutes of last meeting: The minutes were amended to read Feb 4 -5,2023 for Obedience Trial. Kathy Schuh made a motion to approve amended minutes and Phyllis Christensen 2nd the motion. Motion carried.

Treasurer's Report – Ann Hanson gave balances and what she paid out. -approved, subject to audit

Committee Reports:

1. Website–Karen Lemke was on vacation. Jona Decker asked for pictures of dogs doing scent work.
2. 2023 Spring Obedience Trial: (Feb. 4-5) Chair Cindy Bohnert, Judges Lynn Tamms and Robert Burgin. Anna Lorenz is replacing Robert Burgin. The club needs a Chair for 2024.
3. 2023 Spring Scent Work Trial: (April 22-23) Chair Sherry Salzman-Scott; Judges Bonnie Gutzwiler & Robin Taylor. Sherry reported that supplies are being ordered at this point.
4. 2023 Spring Agility Trial: (April 28-30) Chair Jane Zank and Donna Levitt will Co-Chair The judge is hired at this time.
5. 2023 May Agility Trial: (May 5-7) Chair Laurie Bandy stated the Club is not hosting this trial.
6. 2023 Spring Fast CAT – Rose is trying to secure an Operator for a weekday event. Rose reported that the owner of the equipment is looking to hire help to operate the equipment. The club should provide 8-10 volunteers. It was discussed having it Thur/Friday or having the Monday of Labor Day
7. 2023 Labor Day Agility Trial: Chair needed. Judge Ronda Bermke. Lisa Huber is chairing the event.
8. 2023 Fall Scent Work Trial: (Sept. 9-10) Chair Sherry Salzman-Scott has one judge hired and will be held at the Lions Camp
9. 2023 Fall Tracking Test: Chair needed for this 2 day event in Sept. or Oct. Club is still looking for chair.
10. 2023 Fall Obedience Trial: (Nov.) Jennifer Kressin, Judge Fred Buroff Looking for a 2nd judge.
11. 2023 Fall Agility Trial #1: (Nov.)
12. 2023 Fall Agility Trial #2: (Nov.)
13. 2022 Awards - Sherry asked that applications and payments be in by Feb 13th

Old Business:

1. Logo Wear: prices & options – Sara Zoeller was busy, no report yet
2. Officer & Board 2023 elections were held and Phyllis moved to accept the slate of personnel as is. Jocelyn 2nd the motion The motion carried.
3. Insurance: Ann reported that we are cleared to host events anywhere under our club name. Nothing else is needed for coverage.

New Business:

1. Facebook control. The four administrators will discuss a solution and if anyone sees anything bad they should report it.
2. Run through report from Jan 8 was given by Dana. Total amount taken in was \$290 and the club would get \$170 of this. The next run through will be held Feb 19th.
3. Agility Chairs, ribbons Laurie will be speaking with Cindy Jan 10 on this topic.

New members voted in: Donna Leavitt and Karen Lee were unanimously voted in as new members.

Guests attending their first meeting: none

Next membership meeting: On February 13, 2023 Wendy Carlson will record the minutes, Chris Jarvis will run Zoom, and Dana and Rose volunteered for hospitality.

Entries for the Obedience trial need to be in Jan 18! Don't wait.

Adjournment at: 7:14 pm Phyllis moved to adjourn the meeting.

Braggs

Minutes are reported by Wendy Carlson Jan 9, 2023

January 2023 Treasurer's report

Opening balance checking	3,385.34		
Deposit	30.00	dues	
Deposit	246.00	November agility check replacement	
The Pineries Bank	-19.35	checks	
Camp Bandy	-540.00	1 st qtr arena rental members	
Camp Bandy	-120.00	fun runs arena rental	
Deposit	290.00	fun runs entries	
Deposit	240.00	dues	
Deposit	40.00	dues	
Deposit	110.00	dues	
Deposit	40.00	dues	
Deposit	220.00	dues	
Deposit	57.20	Amy Sjomeling awards/donation	
Deposit	220.00	Dues	
Deposit	120.00	Dues	
Deposit	30.00	Dues	
TOTAL	4,349.19		

Savings Balance	17,779.41
Balance CDs	8,575.65
Total Assets	30,704.25

Pineries – CDs	2,757.51
	2,802.44
	3015.7
Total	8575.65

TRDTC Officers & Contacts

	<u>Term Until</u>
President: Dana Nelson rdjjj@charter.net	1/31/2024
Vice President: Laurie Bandy laurie@campbandy.com	1/31/2024
Treasurer: Ann Hanson alhanson1@gmail.com	1/31/2024
Secretary: Lisa Huber lhuber250@hotmail.com	1/31/2024
Board Members:	
Rose Gottung rosesbeagles10@gmail.com	1/31/2024
Kathy Schuh kschuh@charter.net	1/31/2023
Sherry Salzman-Scott s.salzman@frontier.com	1/31/2023
Newsletter: Sarah Krueger sarahinpaca@charter.net	
Club Website: http://www.trdogtraining.com	

Camp Bandy Members Only Training Times

SUNDAY, February 26 (Reminder: we had three training Sundays in January)

11-12:30 Full Agility Courses

12:30-2 Obedience, Rally, Individual Skills

Members set up rings and courses.

GUIDELINES

1. Please gate off the section you are working on during separate skills.
2. Please ask if the person is done using the equipment before you start working your dog.
3. Please have gating across the front while running full course agility.
4. Please have dogs on leash while entering and exiting the building.